

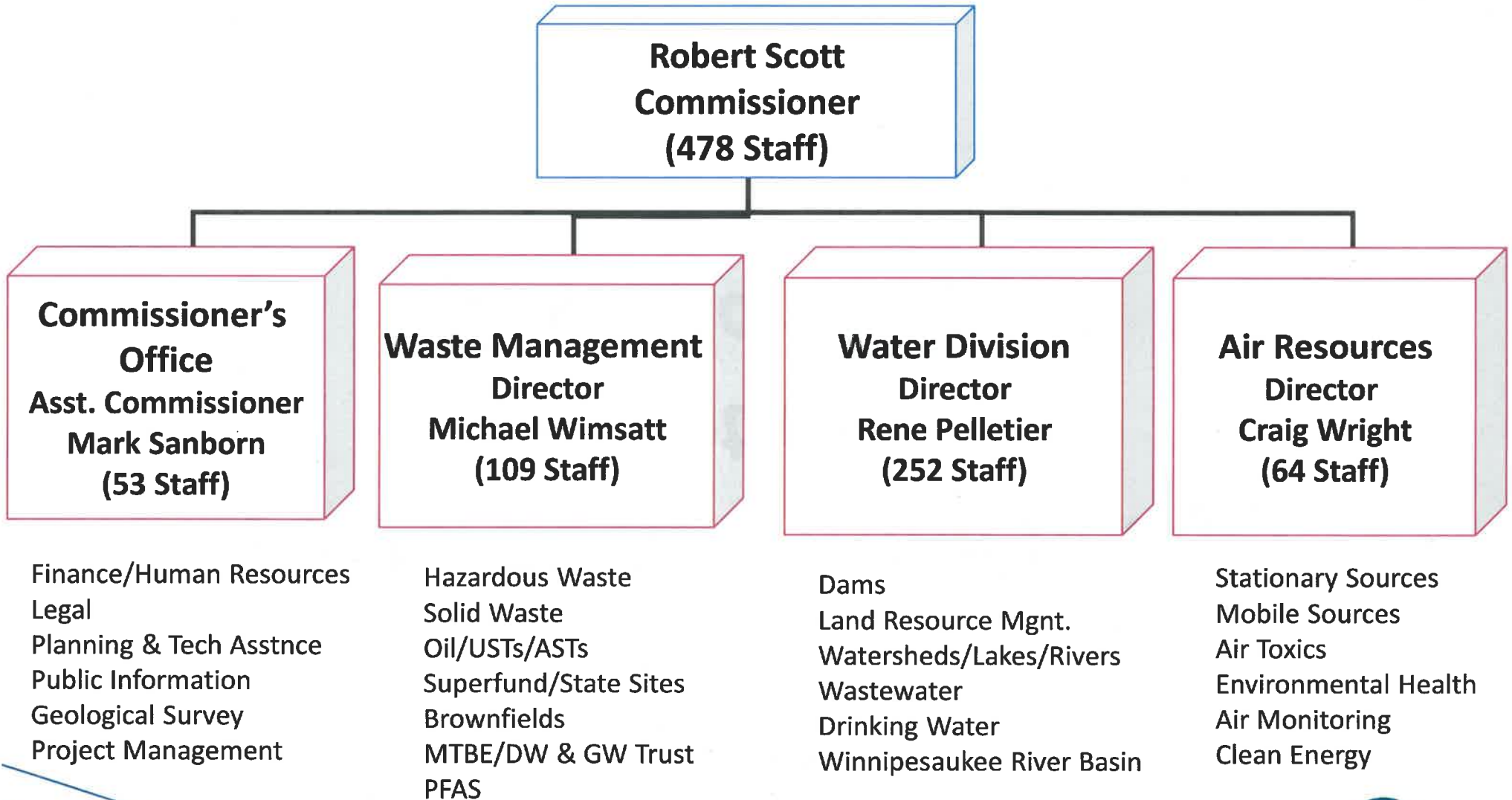
# **New Hampshire Department of Environmental Services**

## ***FY 24/25 Operating Budget Presentation for Governor's Office***

**November 30, 2022**



# NH Department of Environmental Services



# NHDES Mission Statement

---

**... to help sustain a high quality of life for all citizens by protecting and restoring the environment and public health in New Hampshire.**

**... Recognizing that a strong economy and a healthy environment go hand in hand!**

# NHDES Core Functions

---

- Ensure high levels of water quality for water supplies, ecological balance, and recreational benefits
- Manage water resources for future generations
- Regulate the emissions of air pollutants and ensure air pollution levels are below federal standards
- Foster the proper use and management of materials & waste
- Remediate and reuse contaminated sites
- Emergency Preparedness and Response

# Significant Department-Wide Activities

---

- ▶ Water/Air/Soil contamination
  - PFAS, Arsenic, etc
- ▶ Infrastructure
  - DWGWTF, DWSRF, CWSRF
- ▶ Wetlands and land management improvements
- ▶ Improving data and management systems

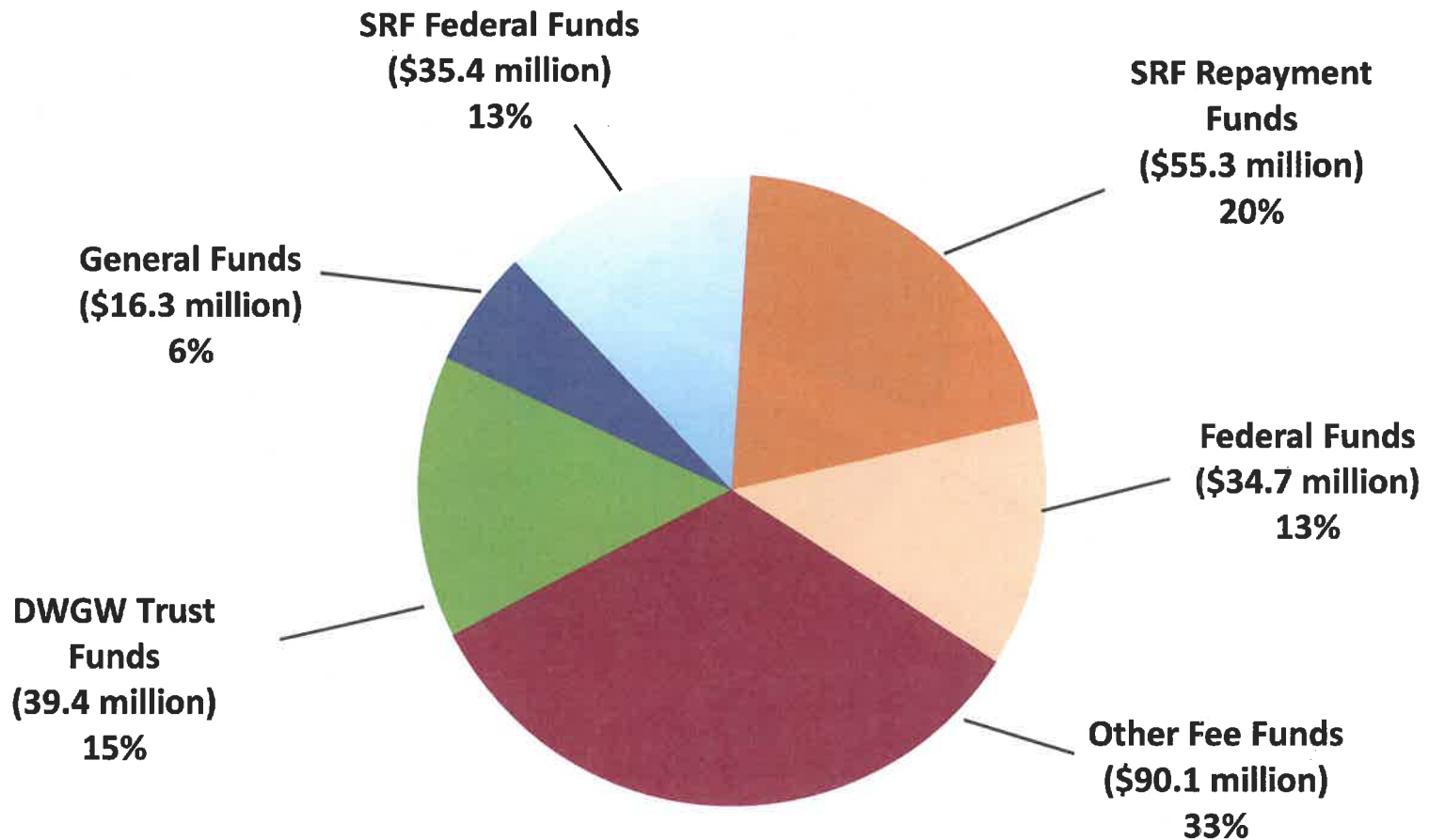
# NHDES Budget Highlights

- ▶ FY 2024 Efficiency Budget = \$271.2 million
- ▶ Met the 3% General Fund Increase Goal for FY 24
- ▶ Overall Budget has 8% increase over FY 2023 primarily in the area of contracts and loans (all in Federal and Other Funds)
- ▶ Includes request to add 14 new staff in the areas of programmatic work (6), administrative work (5), and technical (3) staff
- ▶ Staffing increases are related to the permanent effect of additional BIL funding of over \$400 million over the next 5 years
- ▶ 21 Prioritized Needs totaling \$84 Million per year



# FY 2024 -- Sources of Funds

**TOTAL BUDGET = \$271.2 Million**



(SRF = State Revolving Fund)

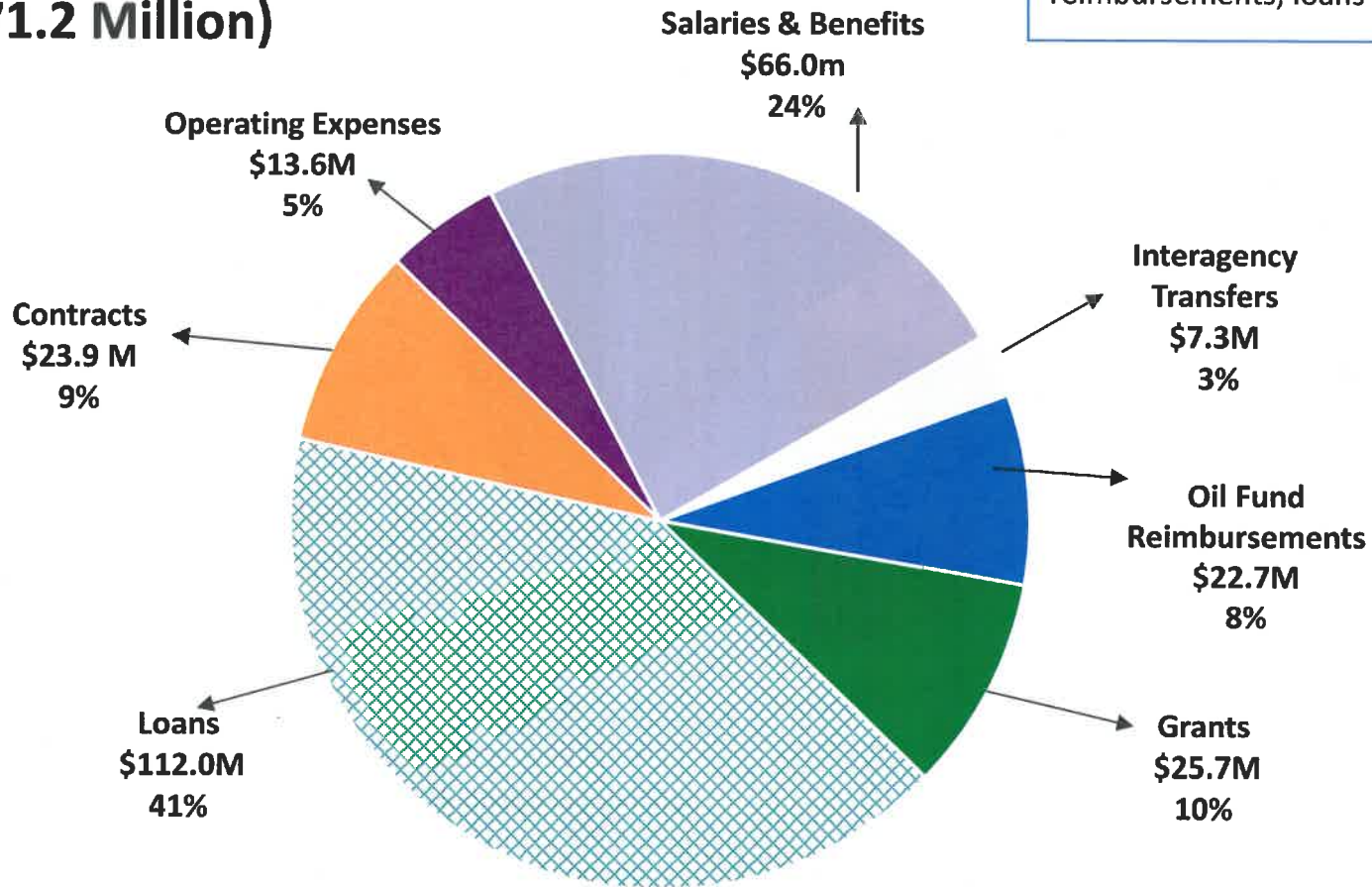
(DWGW = Drinking Water/Ground Water)



# FY 2024 -- Uses of Funds

**FY 2024 Total Budget  
(\$271.2 Million)**

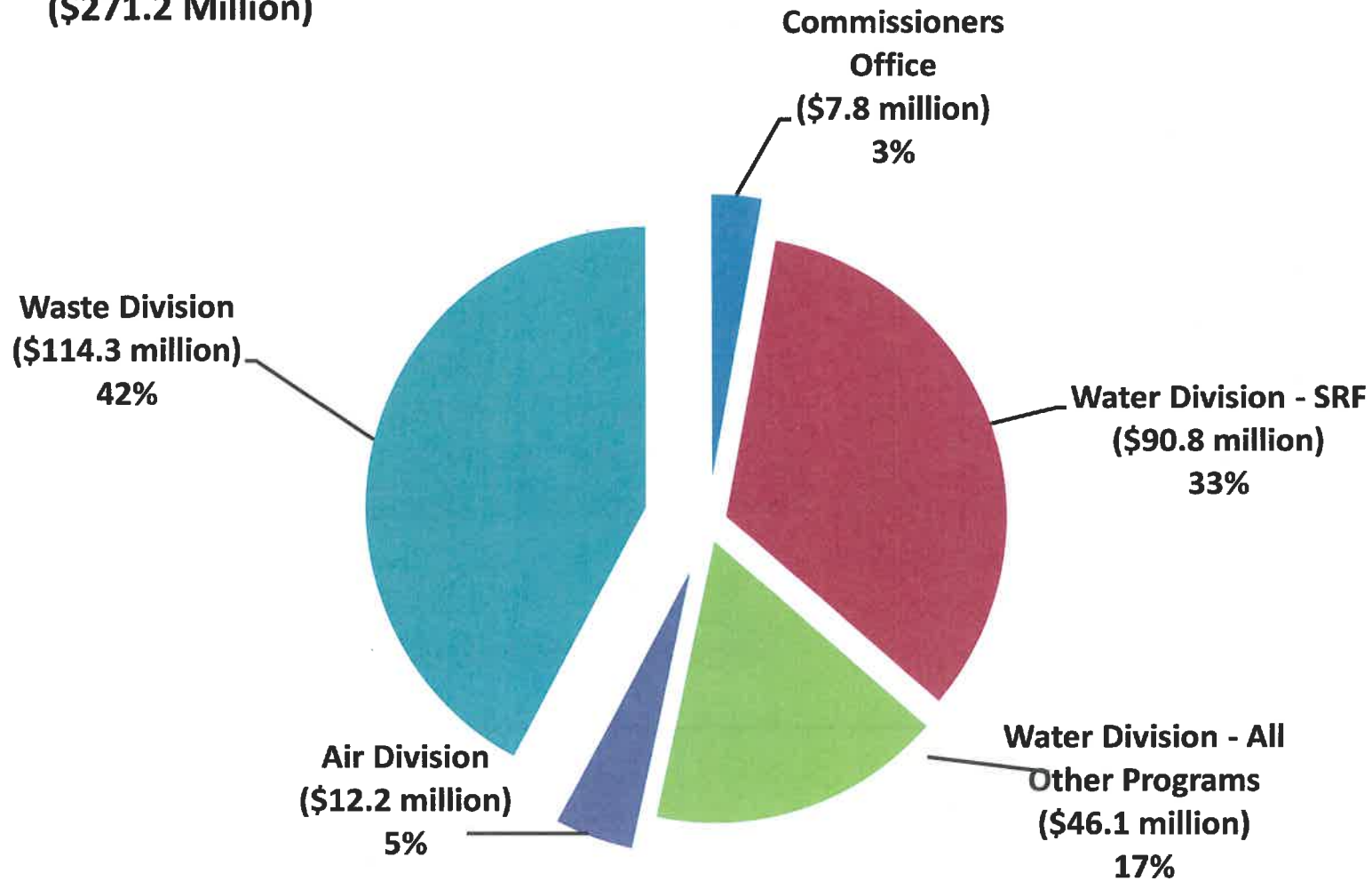
**Note:** 68% of all Funds are pass through in the form of grants, reimbursements, loans and contracts





# FY 2024 Budget by Division

**FY 2024 Total Budget  
(\$271.2 Million)**



(SRF = State Revolving Fund)



# Budget Analysis by Cost Category

## ANALYSIS OF BUDGET CHANGES BY COST CATEGORIES

(amounts shown in thousands)

	FY 2023	FY 2024	\$ Change	Percent Change	FY 2025	\$ Change	Percent Change
Grants	\$ 26,061	\$ 25,717	\$ (344)	-1%	25,584	(133)	-1%
Loans	101,000	112,000	11,000	11%	105,000	(7,000)	-6%
Oil Fund Reimbursements	21,950	22,710	760	3%	22,710	-	0%
Contracts	14,636	23,852	9,216	63%	31,545	7,693	32%
Operating Expenses	14,105	13,651	(454)	-3%	13,593	(58)	0%
Salaries & Benefits	67,317	66,039	(1,278)	-2%	67,523	1,484	2%
Interagency Transfers	6,903	7,279	376	5%	7,394	115	2%
<b>TOTAL</b>	<b>\$ 251,972</b>	<b>\$ 271,248</b>	<b>\$ 19,276</b>	<b>8%</b>	<b>273,349</b>	<b>2,101</b>	<b>1%</b>

# Budget Analysis by Funding Category

## ANALYSIS OF BUDGET CHANGES BY FUNDING CATEGORIES

(amounts shown in thousands)

	FY 2023	FY 2024	\$ Change	Percent Change	FY 2025	\$ Change	Percent Change
General Funds	\$ 15,887	\$ 16,358	\$ 471	3%	\$ 16,516	\$ 158	1%
Federal Funds - SRF	34,772	35,450	678	2%	35,553	103	0%
Federal Funds - All Other	26,838	34,671	7,833	29%	42,656	7,985	23%
Other Funds - SRF	46,170	55,327	9,157	20%	55,484	157	0%
Other Funds - DWGW Trust	37,276	39,371	2,095	6%	39,388	17	0%
Other Funds - All Other	91,029	90,071	(958)	-1%	83,752	(6,319)	-7%
<b>TOTAL</b>	<b>\$ 251,972</b>	<b>\$ 271,248</b>	<b>\$ 19,276</b>	<b>8%</b>	<b>\$ 273,349</b>	<b>\$ 2,101</b>	<b>1%</b>

# PRIORITIZED NEEDS

---

Key additional funding requests for FY24/25 are listed on following page and include requests for:

- One new position
- Funding of State Aid Grant – Wastewater Program
- Additional funds for Winnepesaukee River Basin program and
- Additional federal funds for new and expanded programs

The full list of Prioritized Needs is shown on the next 6 slides.

# Prioritized Needs List

Budget Pg #	PN #	Title	Requested Amount FY 2024	Requested Amount FY 2025
22	1	Project Management Unit – creation of 1 new Business System Analyst position	\$100,116	\$104,898
28	2	Other Agencies – Allocated Share of Prioritized Need DOJ	\$193,820	\$196,177
173	3	State Air Permit Program – General Fund contribution	\$250,000	\$250,000
76	4	Lakes & Rivers Program increase in contract funding	\$100,000	\$100,000
78	5	Shellfish Program – funding of maintenance costs for new data sondes	\$17,944	\$17,944

# Prioritized Needs List

Budget Pg #	PN #	Title	Requested Amount FY 2024	Requested Amount FY 2025
95	6	Dam Administration - increase in cost sharing from DOT for stream gages	\$2,722	\$4,623
211	7	Solid Waste - landfill monitoring contracts	\$60,000	\$60,000
66	8	Winn River Basin - increase in overall cost of operations	\$1,295,778	\$1,349,573
91	9	Dam Operations - funding for new slope mower and attachments	\$295,000	\$59,000
61	10	State Aid Grants - Wastewater	\$12,362,390	\$15,496,220

# Prioritized Needs List

Budget Pg #	PN #	Title	Requested Amount FY 2024	Requested Amount FY 2025
28	11	Other Agencies - Allocated Share of Prioritized Need DOIT	\$545,566	\$528,570
28	11	Other Agencies - Allocated Share of Prioritized Need DAS	\$130,886	\$104,814
31	12	Workers Compensation - Allocated Share of Administrative Costs DAS	\$126,882	\$129,024
<b>ITEMS # 1 -12 SUBTOTAL:</b>			<b>\$15,481,104</b>	<b>\$18,400,845</b>



# Prioritized Needs List

Budget Pg #	PN #	Title	Requested Amount FY 2024	Requested Amount FY 2025
262	13	DWSRF – Increase in federal funding	\$13,475,347	\$13,480,181
261	14	DWSRF – Increase in federal Loan funding	\$25,000,000	\$25,000,000
264	15	CWSRF – Increase in federal funding	\$1,783,393	\$1,863,041
263	16	CWSRF – Increase in federal Loan funding	\$12,500,000	\$12,500,000
124	17	Emerging Contaminants WIIN – Increase in federal funding	\$10,000,000	\$10,000,000



# Prioritized Needs List

Budget Pg #	PN #	Title	Requested Amount FY 2024	Requested Amount FY 2025
109	18	Dam Safety Grant - increase in federal funding	\$189,693	\$179,675
219	19	Brownfields Site Grant - increase in federal funding	\$1,418,958	\$1,425,145
126	20	Coastal Resiliency Infrastructure - new federal program	\$4,201,964	\$1,397,704
125	21	Overflow Sewer Program - new federal program	\$327,740	\$327,740
		ITEMS #13-21 SUBTOTAL:	\$68,897,095	\$66,176,486



# Prioritized Needs List Summary

PN #	Source of Funds	Requested Amount FY 2024	Requested Amount FY 2025
#1-5,7, 9-12	General Funds	\$14,182,604	\$17,046,649
#8	Other Funds	\$1,295,778	\$1,349,573
#6	Highway Funds	\$2,722	\$4,623
#13-21	Federal Funds	\$68,897,095	\$66,173,486
	TOTAL:	\$84,378,199	\$84,574,331



# Contact Information

**NH Department of Environmental Services**

**(603) 271-3503**

**[www.des.nh.gov](http://www.des.nh.gov)**

**Robert Scott, Commissioner**

**271-2958**

**Susan Carlson, Chief Operations Officer**

**271-1881**

